



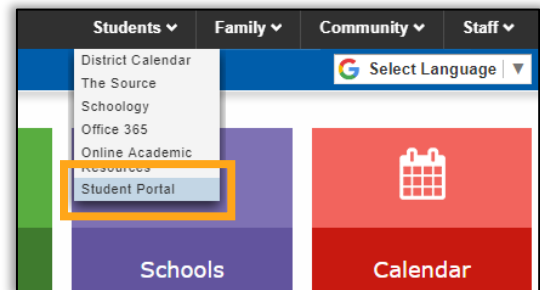
# HOW STUDENTS ACCESS NAVIANCE

Students in grades 6 – 12<sup>th</sup> have access to Naviance, the district’s online college and career planning tool. Students access Naviance through the district’s student portal.

## HOW DO STUDENTS ACCESS NAVIANCE DURING THE SCHOOL DAY:

- 1) Log into a district computer (desktop or laptop) with their student username and password.
- 2) Open a web browser and go to the district’s home page at [www.seattleschools.org](http://www.seattleschools.org).

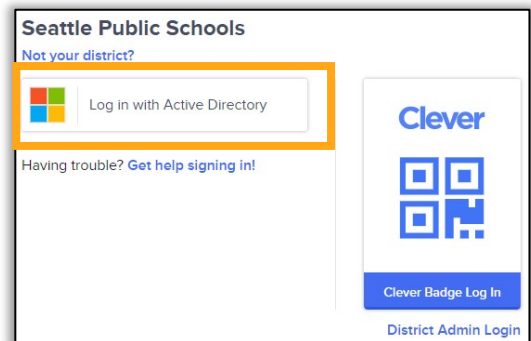
- 3) At the top of the home page is the **Student** menu  
Click to open the menu and click on **Student Portal**.



The portal uses Clever – a technology that offers single sign-on (SSO), which grants students access to all their learning applications with a single set of credentials.

- 4) Sometimes the Clever login page displays after clicking **Student Portal**.
  - If it **does not** display, go to step 6.
  - If it **does** display, do the following:

On the Clever login page, click **Log into Active Directory** to display the Seattle Public Schools login page. Continue to step 5.



- 5) On the Seattle Public Schools login page, enter your student **username** followed by **@seattleschools.org**, your **password**, and click **Sign in**.

Example username:

lusername@seattleschools.org



- 6) When the student portal opens, click on the Naviance icon to open Naviance.



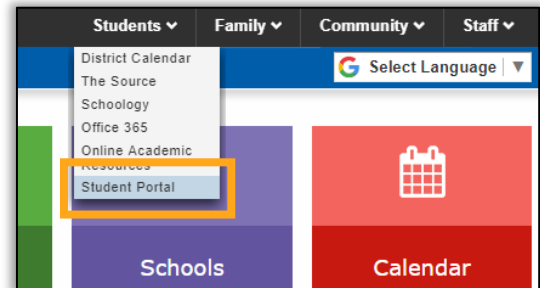
## HOW DO STUDENTS ACCESS NAVIANCE WHEN THEY ARE NOT AT SCHOOL:

1) Open a web browser and go to the district's home page at [www.seattleschools.org](http://www.seattleschools.org).

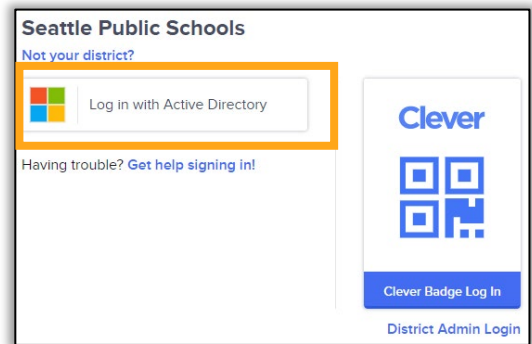
2) At the top of the home page is the **Student** menu

Click to open the menu and click on **Student Portal**.

The portal uses Clever – a technology that offers single sign-on (SSO), which grants students access to all their learning applications with a single set of credentials.



3) On the Clever login page, click **Log into Active Directory** to display the Seattle Public Schools login page.



4) On the Seattle Public Schools login page, enter your student **username** followed by **@seattleschools.org**, your **password**, and click **Sign in**.

Example username:

lusername@seattleschools.org



5) When the student portal opens, click on the Naviance icon to open Naviance.

